



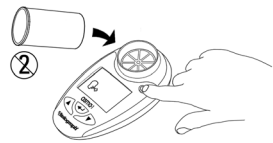
**Asthma Monitor**



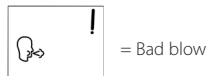
**Guide for  
Healthcare  
Professionals**

**Testing Subject**

1 Insert Mouthpiece and 1 Switch On



2 Blow 3 times



3 Best blow



PEF +/- 5%; FEV1 +/- 3%

**Set PEF Personal Best**

1 1 Switch On



2 ▼ + ▲ hold for 3 seconds



3 ▲ Increase PEF



4 ← Set PEF Best



Press ←← to exit or

**Set FEV1 Best**

5 ▲ Increase FEV1



6 ← Set FEV1 Best



Note: Zones set at 80% and 50%

**Review History**

1 1 Switch On



2 ← hold for 3 seconds



3 ▲ or ▼ Review History




4 ← Return



**Delete History**

1 1 Switch On



2 ▼ + ← hold for 10 seconds



**Modify Green Zone**

1 1 Switch On



2 ← + ▲ hold for 3 seconds



3 ▲ or ▼ Upper Boundary



4 ← Set Upper Boundary



**Modify Other Zones**

5 ▲ or ▼ Lower Boundary



6 ← Set Lower Boundary



Note: 3-Zones now set. Press ←← to exit or for 4-Zones ...

7 ▲ or ▼ Mid Boundary



8 ← Set Mid Boundary



**Default Zone Settings**

1 1 Switch On



2 ▼ + ▲ + ← hold for 10 seconds



3 1 Switch Off

